

LOCAL COMMUNITY

Survey Report

Local Community members connected to: Churchville Community Church

Your Local Community Survey Report results are based on:
People in your local community (aged 15+) who are connected to your church and who completed a Local Community Survey



About Our Neighbourhood



About Wellbeing



Connections with Our Church



Church and Our Community



Community Spirituality

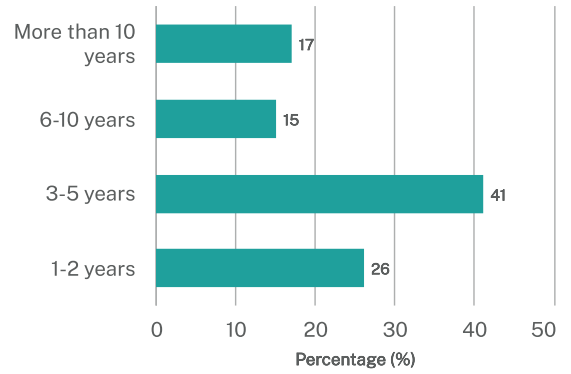


Who Took Part? (Demographics)

New arrivals

67% of local community respondents are newly arrived, in the last 5 years

Years in local community



Feelings about neighbourhood

96% of local community respondents feel positive about our neighbourhood (selecting mostly satisfied, pleased or delighted)

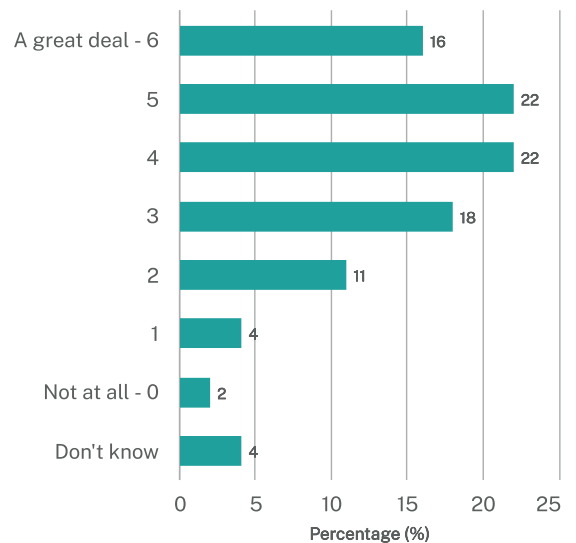
| Overall, how do you feel about your neighbourhood? | Your community in 2023 |
|--|------------------------|
| Delighted | 29% |
| Pleased | 31% |
| Mostly satisfied | 36% |
| Mixed feelings | 4% |
| Mostly dissatisfied | 0% |
| Unhappy | 0% |
| Terrible | 0% |

Helping others

60% of local community respondents feel that people help one another to at least a moderate extent (scoring 4 out of 6 or higher)

Views re people helping one another

To what extent do you feel that people in your local area help one another?

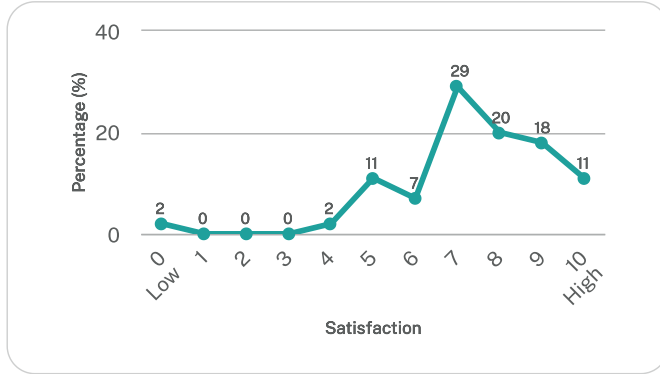


Levels of life satisfaction and stress

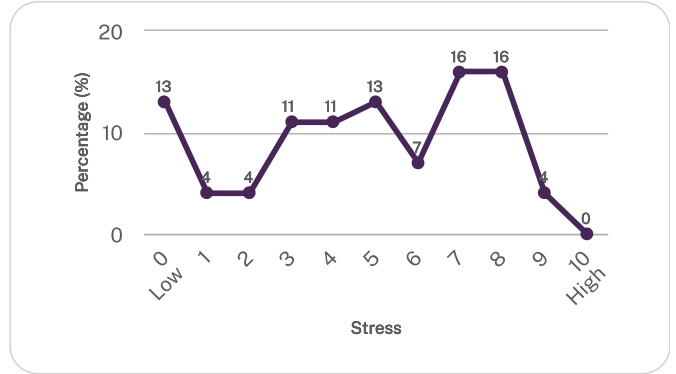
84% of local community respondents express positive levels of satisfaction about their life (scoring 6 or above on a scale of 0 to 10)

42% of local community respondents felt moderate to very high stress in the last month (scoring 6 or above on a scale of 0 to 10)

Levels of life satisfaction



Levels of stress



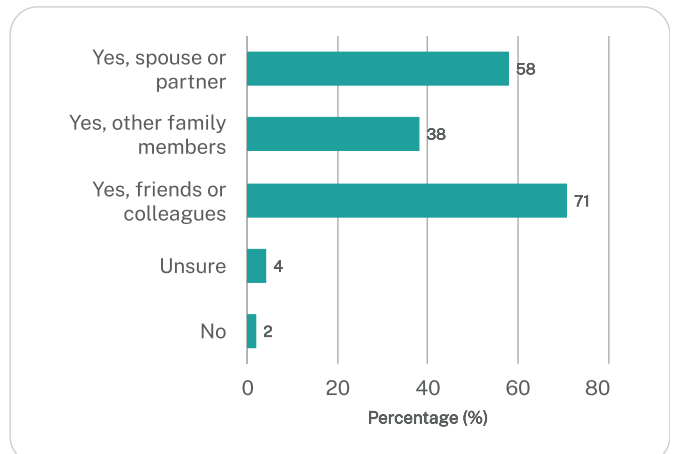
Sources of stress

| Thinking about the past month have any of the following caused high levels of stress for you or your household? (Select ALL that apply) | Your community in 2023 |
|---|------------------------|
| Safety of self, close family members or friends, due to COVID-19 | 51% |
| Family relationships | 31% |
| Children's education | 33% |
| Possible or actual loss of household income | 18% |
| Impact of isolation and social distancing | 22% |
| Being able to access basic needs and services | 4% |
| Other | 7% |
| None of the above | 20% |

Sources of support

People from the local community were asked if they have someone to call on for help

93% say that they do.



Connection points

Local community respondents described their main point of connection with our church.

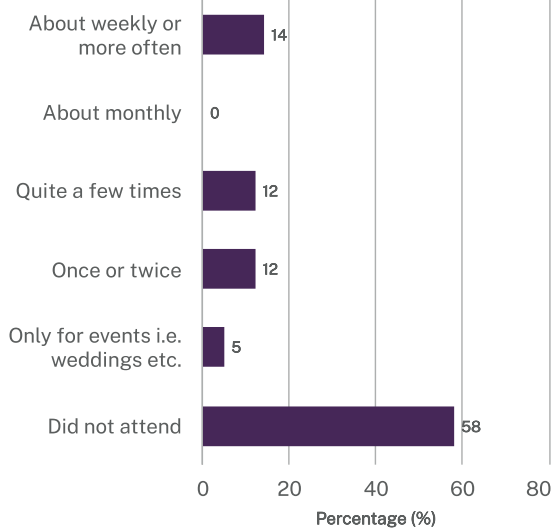
| What are your main points of connection to this local church? (Select ALL that apply) | Your community in 2023 |
|---|------------------------|
| I attend an activity at the church's property that isn't run by the church | 5% |
| I attend church services (either in person or online) | 16% |
| My children attend the children's programs/activities | 75% |
| A family member attends the church regularly | 14% |
| I sometimes participate in the church activities | 16% |
| I received material assistance from the church | 2% |
| I received pastoral support from the church | 2% |
| I am a volunteer in the church here | 2% |
| I work with the church here | 0% |
| I donate money/goods to the church | 5% |
| My children attend the church school | 11% |
| Another connection not listed here | 7% |
| None of the above | 2% |

Attendance before March 2020 and online during 2021

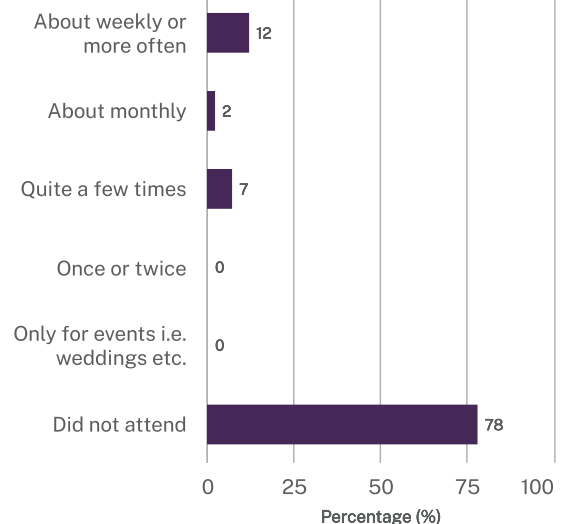
14% of local community respondents attended our church at least monthly before the pandemic

15% of local community respondents attended our church online at least monthly in 2021

Attendance before March 2020



Attendance online during 2021

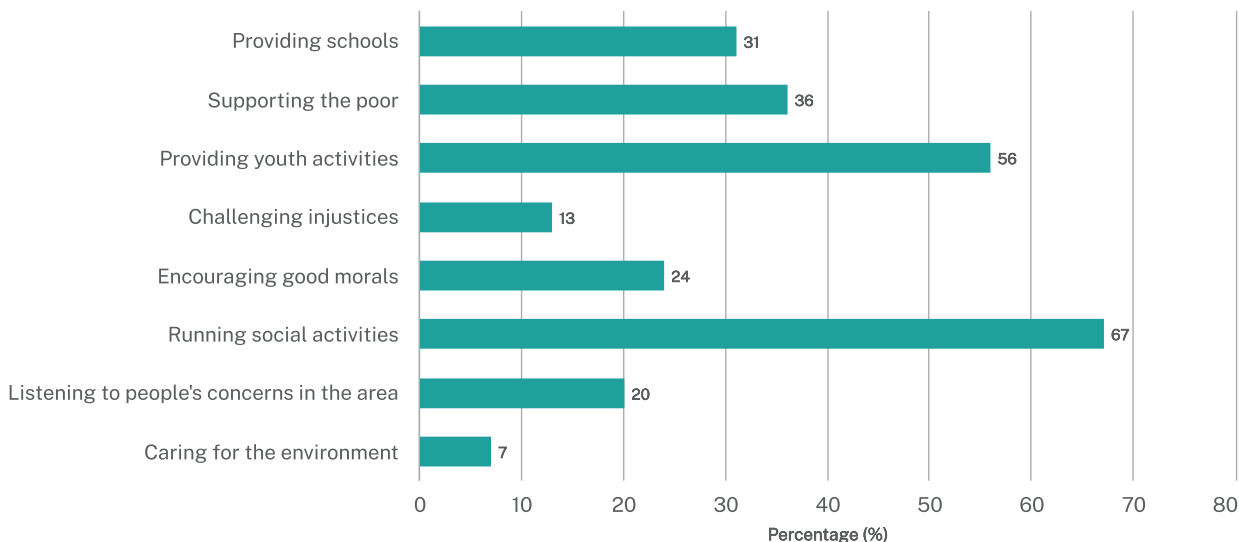


Role of church in community

36% of local community respondents think local churches can make a useful contribution by supporting the poor

20% think they can listen to people's concerns

Views about the most useful contributions churches can make to the local community

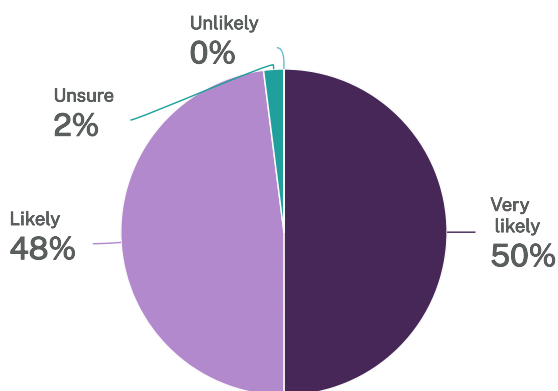


Likelihood to recommend our church and to accept an invitation to attend

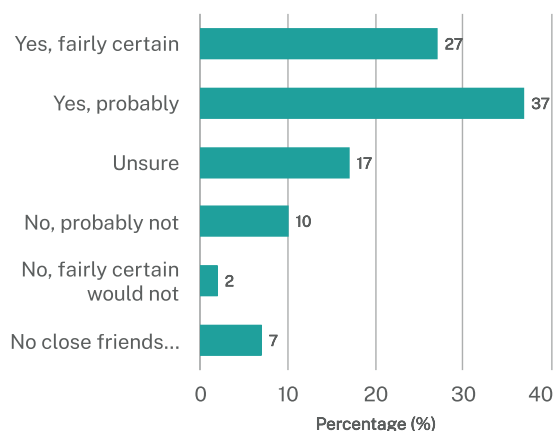
98% of local community respondents are likely to recommend our church to a family member or friend (selecting *Likely* or *Very Likely*)

63% of local community respondents might accept an invitation to a church service (selecting *Yes, fairly certain* or *Yes, probably*)

Likelihood to recommend church



Views re accepting invitation to church

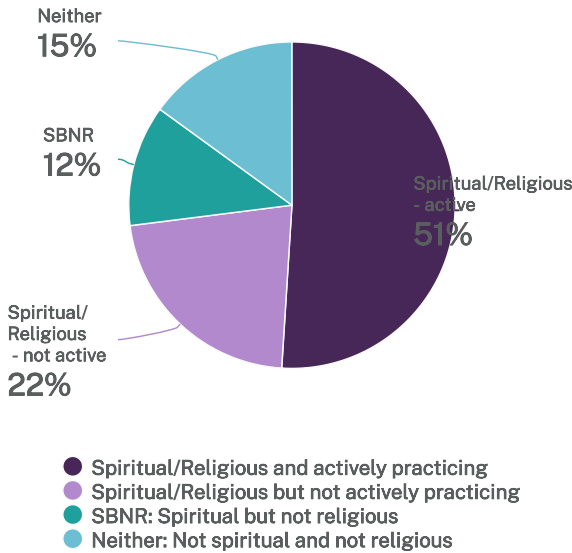


Spiritual and religious identity

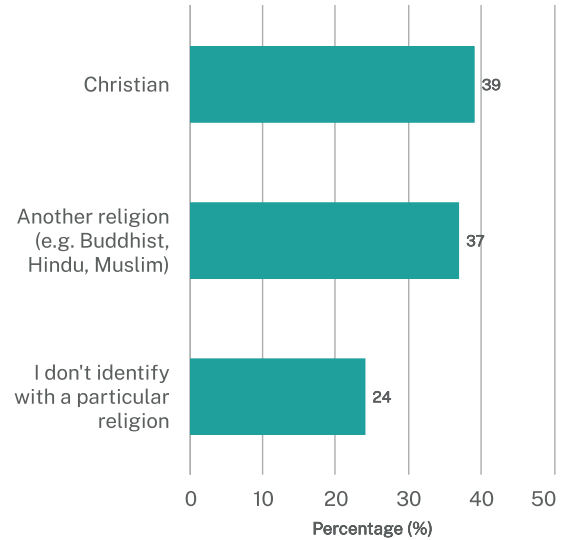
Local community respondents described how they see themselves.

39% of local community respondents consider themselves to be Christian

Spiritual/religious self description

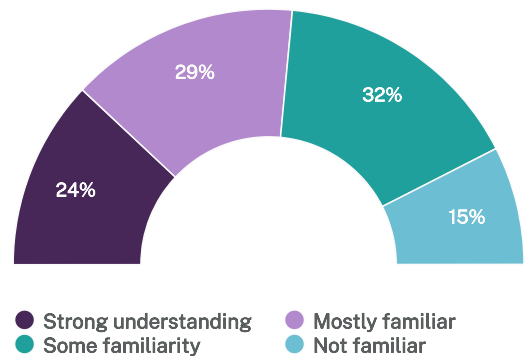


Religious identity



Familiarity with Christianity

54% of local community respondents have a strong understanding or are mostly familiar with Christian teaching and values



Interest in spiritual resources from our church

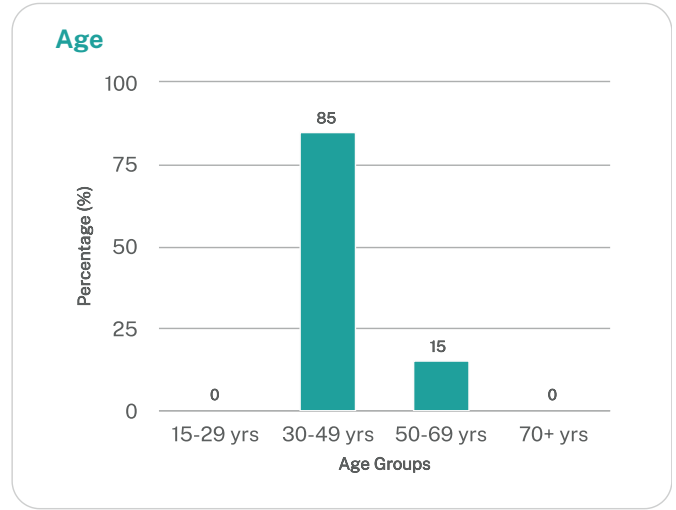
| Local churches can offer various spiritual resources. What, if any, of the following would you be interested in? (Select ALL that apply) | Your community in 2023 |
|--|------------------------|
| Having people pray for me or others I care about | 17% |
| Church worship services in person | 20% |
| Online church worship services | 7% |
| Small groups for social or spiritual support | 29% |
| Short-term or casual discussion group | 12% |
| Courses or talks to learn more about the Christian faith | 12% |
| Serving in a ministry of the church | 12% |
| Some other kind of group or activity | 27% |
| No thank you | 27% |

Who Took Part? (Demographics)

There were 62 responses to this Local Community Survey from people who have a link with the host church: Churchville Community Church

Age

85% of local community respondents were under 50 years and 15% were 50 years and over



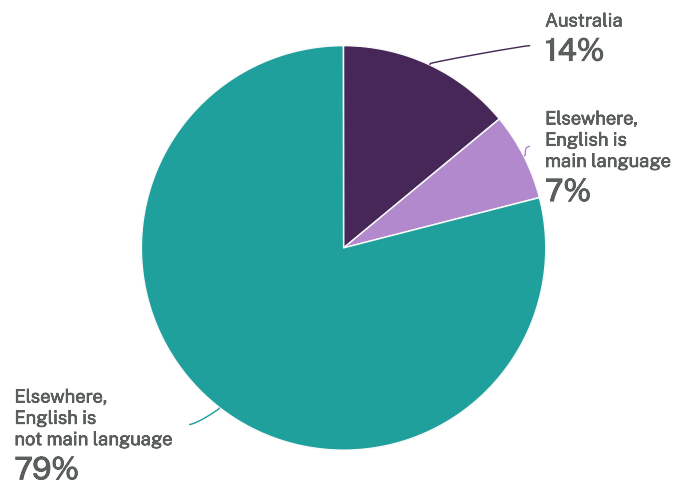
Gender

86% of local community respondents describe their gender as female



Country of birth

14% of local community respondents were born in Australia



SURVEY *tools*



Easy to use, researcher designed survey tools for churches that provide insights into church life and your local community.

- Church Life Survey
- Local Community Survey
- Coaching Churches Check In



Find out more and register your interest:

➤ ncls.org.au/churchsurveytools

SUBSCRIBE
to keep in touch



Be equipped to face change

Facing constant change and disruption as a leader is hard. Effective leadership is responsive and adaptive, seeing the bigger picture and staying in touch with the latest information.



Be informed, stay informed



➤ ncls.org.au/subscribe



NCLS Research | info@ncls.org.au | ncls.org.au